



RULES FOR COMPETITION «CORRIDOR RALLY» REQUIREMENTS FOR ROBOTS MATERIALS

Version 1.1 of July 9 2019.

1. General rules	2
2. Photo requirements	2
3. Content description requirements	2
4. Video clip content requirements	3
5. Several disciplines registration	3
6. History of changes	4



1. General rules

This annex to the rules for «Corridor Rally» sets the requirements for materials, which should be provided by each team, that participate in selection for «RoboFinist» festival in «Corridor Rally» category.

These materials should be provided in order to demonstrate working capacity of the robots that are going to participate in this competition. The materials should be provided during the registration. The team, which hasn't provided these materials won't be able to participate in the competition. An application that has the materials which don't meet the requirements of this annex can be declined by the competition organizers.

The list of materials that should be provided to take part in selection:

- photo;
- description;
- video clip.

The selection criteria for «Corridor Rally» is the successful passing the track in the shortest time.

2. Photo requirements

A real robot should be placed in the center of the photo. It should be in focus and take the major part of the photo.


3. Content description requirements

The robot description should be no less than 500 symbols. It should be notified in the description which platform was used to build a robot. The construction of the robot also needs description, as well as a list of all the sensors. In the conclusion the uniqueness of the robot and its purpose should be clarified.

4. Video clip content requirements

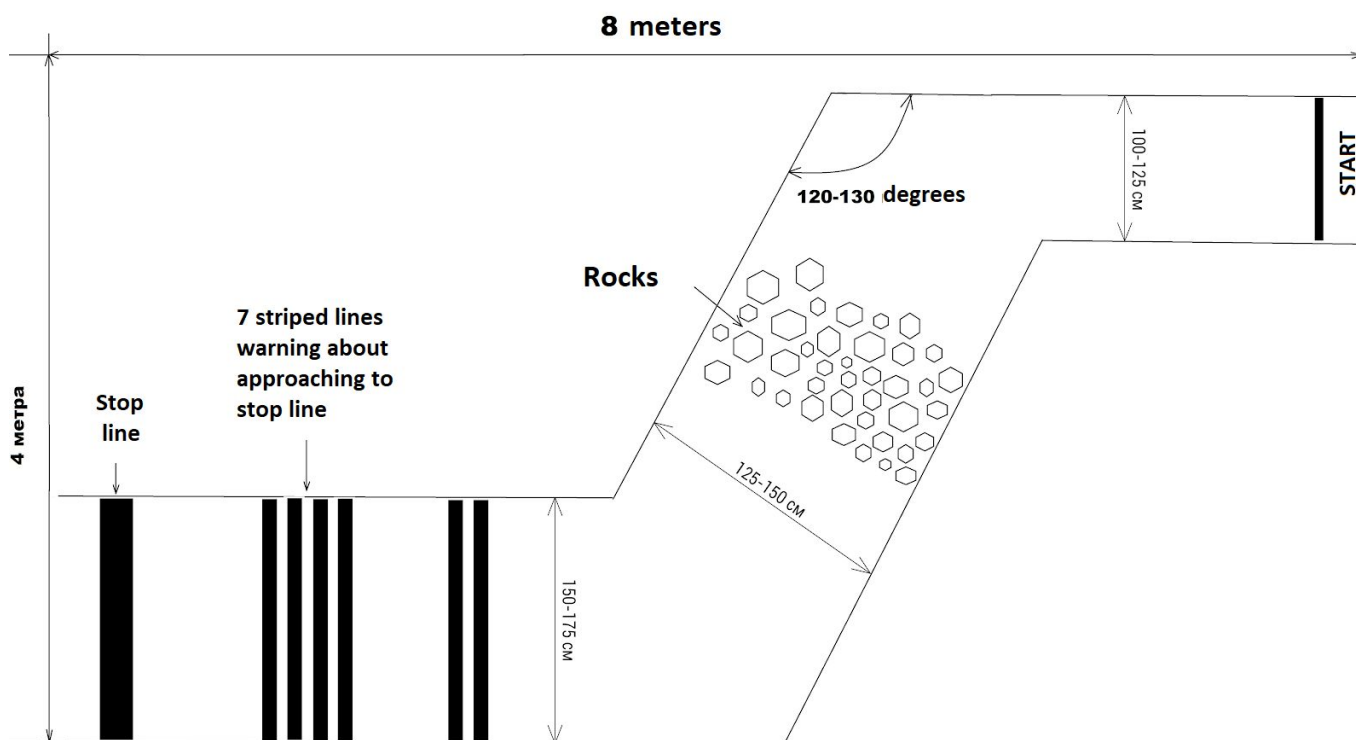
In the video clip the robot, which meets the requirements of the rules, needs to pass the track, which also meets the requirements of the rules (Pic.1).

Robot needs to pass the track without hitting the borders of the track and stop at «Stop-line». The mechanism of steering wheels must be shown in the video clip.



No cutting (montage) is permitted in the video clip (there is only one exception, described in 5th issue of this annex). There has to be an A4 piece of paper with clearly written name of the team and date of shooting.


All team members should be presented in a shot. The length of the video clip should be no longer than 2 minutes.



Pic 1. Track configuration.

5. Several disciplines registration

If one robot participates in several competitions, it is possible to assemble together a few clips. But all time stamps should be pointed out in the description of an application, so it would be easier to find the right clip for a right competition.



6. History of changes

№	Version	Date	Note	Previous version	New version
1.	1.1	09.07. 2019	track with certain configuration was added		
2.					
3.					
4.					
5.					
6.					
7.					
8.					
9.					
10.					
11.					
12.					
13.					
14.					
15.					